


VARIABLE ANGLE POLISHING  
 REAL-TIME VIDEO MONITORING  
 IN-LINE SURFACE INSPECTION  
 PM FIBER SUPPORT AND ALIGNMENT  
 HIGH-SPEED PROCESSING  
 ADAPTERS FOR VARIOUS FIBER TYPES  
 PRODUCTION AND R&D APPLICATIONS



### SPECIFICATIONS AND FEATURES

#### Inspection Performance

**Real-Time Inspection**

80x Magnification

**In-Line Surface Inspection**

400x Magnification

Coaxial Illumination

**Video Signal**

EIA/NTSC Compatible

Switchable Source

**Video Interface**

BNC Connectors

#### Polishing Performance

**Angle Range<sup>1</sup>**

0 (flat) to 50 degrees

**Angle Repeatability**

± 0.5 degrees, typical

**Polishing Motion**

Random Orbital

**Polishing Speed**

User Adjustable

**Film Size**


4 inch Diameter

<sup>1</sup> Referenced off fiber diameter (i.e. 8° for APC style connector polish)


### FLEXIBILITY

### CONTROL


### ASSURANCE



Angular polish orientation is easily adjusted with Trig™. The adapter fixture secures and advances the fiber to the polishing surface. Adapters can be quickly interchanged for various fiber types and diameters.



The adapter and end-effector supports the fiber during polishing. Trig's™ real-time inspection scope monitors the positioning and advancement of the fiber to the polishing surface.



Trig's™ in-line inspection module rides on a linear slide for positioning its videoscope beneath the fiber. This permits the viewing of the polished surface while the fiber is still loaded in Trig™. The inspection module is also used for PM alignment.

Specifications subject to change without notice Rev. 1, 4/09